



# 台灣晚期 肺癌藥物治療共識

## 共同編撰

台灣胸腔暨重症加護醫學會

中華民國癌症醫學會

台灣肺癌學會

台灣臨床腫瘤醫學會

台灣免疫暨腫瘤學會

## 編撰委員

分組	組長	組員				
		台灣胸腔暨重症加護醫學會	台灣肺癌學會	台灣臨床腫瘤醫學會	中華民國癌症醫學會	台灣免疫暨腫瘤學會
小細胞肺癌	何肇基	蔡鎮良 蕭世欣	江起陸 賴建豪	施慧瑄 朱逸羣	徐偉勛	吳銘芳 張境夫
鱗狀細胞癌	賴俊良	張時杰 楊宗穎	蘇健 羅永鴻	楊志仁 徐秉智	廖斌志	謝耀宇
非鱗狀細胞癌 有驅動基因	夏德椿	蘇健 郭志熙	黃俊耀 廖唯昱	徐培菘 何明霖	廖斌志	王智亮 張家崙
非鱗狀細胞癌 無驅動基因	張文震	林建中 涂智彥	郭志熙 趙恒勝	林旻希 潘奕宏	徐偉勛	吳教恩





## Levels of evidence

- I. Evidence from at least one large randomized, controlled trial of good methodological quality (low potential for bias) or meta-analyses of well-conducted randomized trials without heterogeneity
- II. Small randomized trials or large randomized trials with a suspicion of bias (low methodological quality) or meta-analyses of such trials or of trials with demonstrated heterogeneity
- III. Prospective cohort studies
- IV. Retrospective cohort studies of case-control studies
- V. Studies without control group, case reports, experts' opinions

## Outline

1. Non-squamous cell carcinoma with druggable oncogeneic drivers	03
2. Non-squamous cell carcinoma without druggable oncogenic drivers	07
3. Squamous cell carcinoma without druggable oncogenic drivers	10
4. Small cell lung cancer	13
5. Reference	15

## NON-SQUAMOUS CELL CARCINOMA WITH DRUGGABLE ONCOGENIC DRIVERS

#Not Taiwan FDA approved.

### EGFR mutation

#### ■ Sensitizing EGFR mutation

##### ▶ First-line treatment

- Osimertinib is preferred (Category I)[1].
- Gefitinib, erlotinib, afatinib, or dacomitinib are also recommended (Category I)[2–5].
- Erlotinib with bevacizumab or erlotinib with ramucirumab represent a front-line treatment option (Category II)[6, 7].

##### ▶ EGFR S768I, L861Q, and/or G719X mutations

- Afatinib or osimertinib<sup>#</sup> is preferred (Category II)[8, 9].
- Gefitinib, erlotinib, or dacomitinib is also recommended (Category II)[2, 3, 5].

##### ▶ Second-line treatment

- Progression on gefitinib, erlotinib, afatinib, or dacomitinib should be tested for the presence of the EGFR T790M mutation (tissue biopsy and/or liquid biopsy).
- Osimertinib is the standard therapy for T790M positive after first-line EGFR-TKI (Category I)[10].
- Systemic therapy including platinum-based doublet is the standard therapy for patients harboring tumors without acquired EGFR T790M.
- Combination of atezolizumab and bevacizumab with carboplatin and paclitaxel might be considered (Category IV)[11].

### EGFR exon 20 insertion

##### ▶ First-line treatment

- EGFR-A763\_Y764insFQEA: Sensitive to first-, second-, and third-generation EGFR TKIs [12].
- Systemic therapy including platinum-based doublet is the standard therapy.

##### ▶ Second-line treatment

- Amivantamab or mobocertinib<sup>#</sup> is preferred (Category II)[13, 14].





## ALK-rearrangement

### ► First-line treatment

- Alectinib, brigatinib or lorlatinib is preferred (**Category I**)[15–17].
- Ceritinib is also recommended (**Category I**)[18].
- Crizotinib is also recommended (**Category I**)[19].

### ► Second-line treatment

- Ceritinib, alectinib, brigatinib or lorlatinib is preferred after progression on crizotinib or intolerant to crizotinib (**Category I**)[20–23].
- Lorlatinib is recommended in patients who progress after a second-generation ALK TKIs. (**Category II**)[23].
- Systemic therapy including platinum-based doublet should be considered if the next-generation ALK inhibitors are not available.
- Combination of atezolizumab and bevacizumab with carboplatin and paclitaxel might be considered (**Category IV**)[11].

## ROS1 rearrangement

### ► First-line treatment

- Entrectinib or crizotinib is preferred (**Category II**)[24, 25].
- Ceritinib<sup>#</sup> is also recommended (**Category III**)[20].

### ► Second-line treatment

- Lorlatinib is preferred (**Category III**)[26].
- Systemic therapy including platinum-based doublet if the next-generation ROS-1 inhibitors are not available

## BRAF<sup>V600E</sup> mutation

### ► First-line treatment

- Dabrafenib/trametinib is preferred (**Category II**)[27].

### ► Second-line treatment

- Systemic therapy including platinum-based doublet is recommended.

### RET rearrangement

▶ **First-line treatment**

- Selpercatinib or pralsetinib<sup>#</sup> is preferred (Category II)[28, 29].

▶ **Second-line treatment**

- Systemic therapy including platinum-based doublet is recommended.

### NTRK 1/2/3 gene fusion

▶ **First-line treatment**

- Larotrectinib or entrectinib are preferred (Category II)[30, 31].

▶ **Second-line treatment**

- Systemic therapy including platinum-based doublet is recommended.

### METex14 skipping mutation

▶ **First-line treatment**

- Capmatinib or tepotinib is preferred (Category II)[32, 33].
- Crizotinib<sup>#</sup> is also recommended (Category II)[34].

▶ **Second-line treatment**

- Systemic therapy including platinum-based doublet is recommended.

### KRAS<sup>G12C</sup> mutation

▶ **First-line treatment**

- Systemic therapy including platinum-based doublet is recommended.

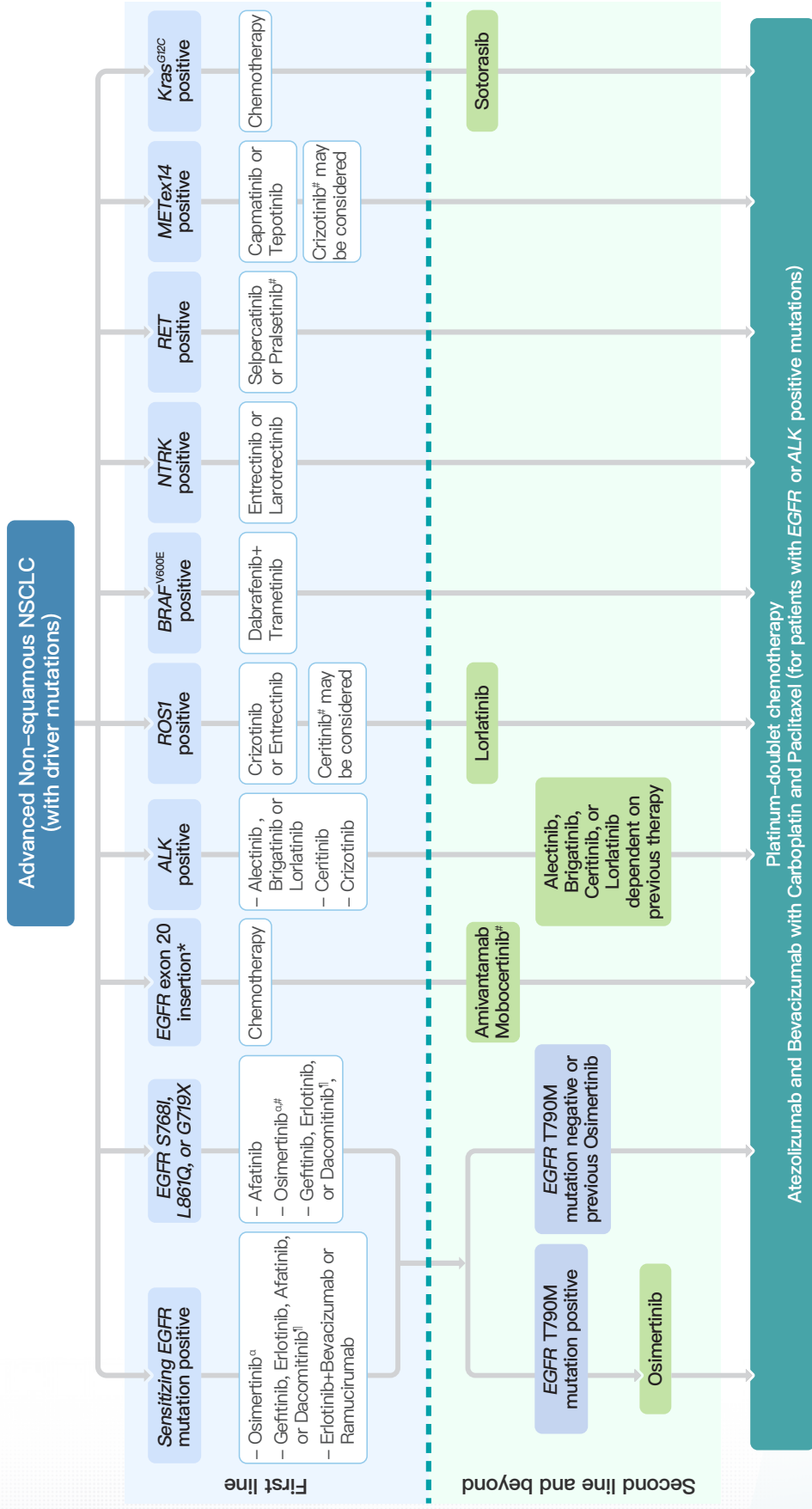
▶ **Second-line treatment**

- Sotorasib is preferred (Category II)[35].





# Non-squamous cell carcinoma with druggable oncogenic drivers



<sup>†</sup>Dacomitinib: No brain metastasis data; <sup>o</sup>Osimertinib: favor patients with brain metastasis or leptomeningeal carcinomatosis; \*EGFR-A763\_Y764InsFQEA: Sensitive to first-, second-, and third-generation EGFR TKIs. PS: Drug sequence by time to market; <sup>†</sup>Not Taiwan FDA approved.

## NON-SQUAMOUS CELL CARCINOMA WITHOUT DRUGGABLE ONCOGENIC DRIVERS

#Not Taiwan FDA approved.

Immunotherapy should be considered for all non-squamous NSCLC patients without druggable oncogene drivers. In the patients unfit for PD-1 or PD-L1 inhibitors,<sup>†</sup> chemotherapy should be considered.

<sup>†</sup>Unfit to the treatment of PD-1 or PD-L1 inhibitor [36, 37]

- Active or previously documented autoimmune disease and/or current use of immunosuppressive agents.
- Presence of an oncogene (eg, *EGFR* [exon 19 deletions, p.L858R point mutation in exon 21], *ALK*, *ROS1* or *RET* rearrangements), which would predict lack of benefit.
- If progression on PD-1/PD-L1 inhibitor, switching to another using a PD-1/PD-L1 inhibitor is not recommended.

### First-line treatment

#### PD-L1 ≥ 50%

- Pembrolizumab, atezolizumab, or combination pembrolizumab with pemetrexed plus platinum, is preferred (**Category I**)[38–40]. The other option is cemiplimab-rwlc<sup>#</sup>, but it is not available in Taiwan (**Category I**) [41].
- Atezolizumab in combination with bevacizumab, paclitaxel and carboplatin, combination atezolizumab with carboplatin and nab-paclitaxel, combination nivolumab and ipilimumab with pemetrexed plus platinum, or nivolumab in combination with bevacizumab, paclitaxel and carboplatin is also recommended (**Category I**) [42–45].
- Combination nivolumab and ipilimumab represents a front-line treatment option (**Category I**)[46].

#### PD-L1 ≥ 1%–49%

- Pembrolizumab with pemetrexed plus platinum is preferred (**Category I**)[40].
- Atezolizumab in combination with bevacizumab, paclitaxel and carboplatin, combination atezolizumab with carboplatin and nab-paclitaxel, combination nivolumab and ipilimumab with pemetrexed plus platinum, or nivolumab in combination with bevacizumab, paclitaxel and carboplatin is also recommended (**Category I**)[42–45].
- Combination nivolumab and ipilimumab represents a front-line treatment option (**Category I**)[46]. The other option is pembrolizumab, especially for patients who are not suitable for chemotherapy (**Category I**)[47].





## PD-L1 <1%

- Pembrolizumab with pemetrexed plus platinum is preferred. **(Category I)**[40].
- Atezolizumab in combination with bevacizumab, paclitaxel and carboplatin, combination atezolizumab with carboplatin and nab-paclitaxel, or combination nivolumab and ipilimumab with pemetrexed plus platinum are also recommended **(Category I)**[42–44]. Combination nivolumab and ipilimumab<sup>#</sup> is also effective in the post-hoc analysis **(Category II)** [46].

## Contraindications to immunotherapy or immunotherapy are not available

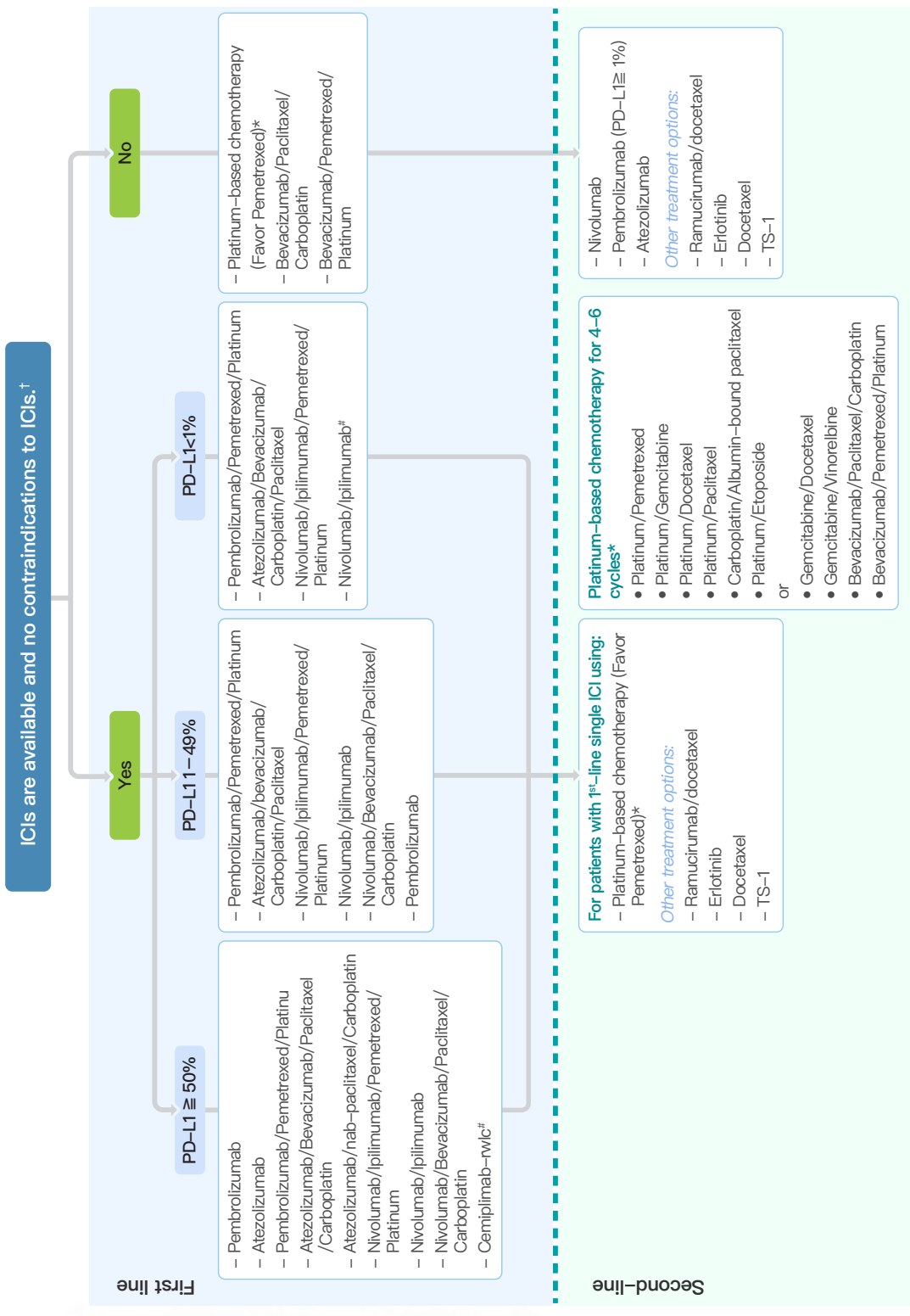
- Maximum six cycles of platinum-based doublets chemotherapy is suggested **(Category I)** [48].
- Pemetrexed is preferred to gemcitabine or docetaxel for patients with non-squamous tumors **(Category I)**[49, 50].
- Less toxic maintenance monotherapy should be considered, and pemetrexed is preferred **(Category I)**[51].
- Combination bevacizumab with paclitaxel and carboplatin, or combination bevacizumab with pemetrexed and platinum may be offered in the absence of contraindications **(Category I)**[52–54].

## Second-line treatment

### PD-L1 ≥ 50%

- For patients with progression after first-line immunotherapy (pembrolizumab, atezolizumab, combination of nivolumab and ipilimumab, or cemiplimab-rwlc<sup>#</sup>), platinum-based chemotherapy is recommended as the second-line treatment option.
- PD-1 and PD-L1 inhibitors (nivolumab and atezolizumab) are the treatment of choice for PD-L1 inhibitor-naïve NSCLC in second-line setting, irrespective of PD-L1 expression **(Category I)**[55, 56]. Pembrolizumab is indicated for second-line treatment of lung cancer with PD-L1 ≥ 1% **(Category I)**[57].
- In patients not suitable for immunotherapy, second-line chemotherapy is recommended.
- Docetaxel+/-Ramucirumab, or TS-1 is a treatment option in NSCLC patients progressing after first-line chemotherapy **(Category I)**[58–60].
- Erlotinib represents a potential second- or third-line treatment option in particular for patients not suitable for immunotherapy or second-line chemotherapy in unknown *EGFR* status or *EGFR*-WT tumors **(Category II)**[61].

Non-squamous cell carcinoma without druggable oncogenic drivers



<sup>\*</sup>Maximum six cycles of platinum-based doublets followed by less toxic maintenance monotherapy should be considered (N Engl J Med 2002; 346:92-98; Lancet. 2009;374:432-40.). <sup>†</sup>Not Taiwan FDA approved.  
<sup>#</sup>Contraindications for treatment with PD-1/PD-L1 inhibitors may include active or previously documented autoimmune disease and/or current use of immunosuppressive agents, or presence of an oncogene (ie, EGFR exon 19 deletion or L858R, ALK, ROS1 or RET rearrangements), which would predict lack of benefit (NCCN guideline) ICI: immune checkpoint inhibitors



## ▲ SQUAMOUS CELL CARCINOMA WITHOUT DRUGGABLE ONCOGENIC DRIVERS ▲

#Not Taiwan FDA approved.

Immunotherapy should be considered for all squamous NSCLC patients without druggable oncogene drivers. In the patients unfit for PD-1 or PD-L1 inhibitors,<sup>†</sup> chemotherapy should be considered.

<sup>†</sup>Unfit to the treatment of PD-1 or PD-L1 inhibitor [36, 37]

- Active or previously documented autoimmune disease and/or current use of immunosuppressive agents.
- Presence of oncogenic driver mutations, which would predict lack of benefit.
- If progression on PD-1/PD-L1 inhibitor, switching to another using a PD-1/PD-L1 inhibitor is not recommended.

(PS: Taiwan National Health Insurance (NHI) requests EGFR and ALK testing before using PD-1 or PD-L1 inhibitors.)

### First-line treatment

#### PD-L1 ≥ 50%

- Monotherapy with pembrolizumab, atezolizumab, or combination pembrolizumab with paclitaxel or albumin bound paclitaxel plus carboplatin is preferred (Category I)[38, 39, 62].
- Combination nivolumab and ipilimumab with paclitaxel plus carboplatin is also recommended (Category I)[44].
- Combination nivolumab and ipilimumab represents a front-line treatment option (Category I)[46].
- The other option is cemiplimab-rwlc<sup>#</sup>, which is not available in Taiwan (Category I)[41].

#### PD-L1 ≥ 1%–49%

- Pembrolizumab with paclitaxel or albumin bound paclitaxel plus carboplatin is preferred (Category I)[62].
- Combination nivolumab and ipilimumab with paclitaxel plus carboplatin is also recommended (Category I)[44].
- Combination nivolumab and ipilimumab represents a front-line treatment option (Category I)[46].
- Monotherapy with pembrolizumab, especially for patients who are not suitable for chemotherapy (Category II)[47].

## PD-L1 <1%

- Pembrolizumab with paclitaxel or albumin bound paclitaxel plus carboplatin is preferred (**Category I**)[62].
- Combination nivolumab and ipilimumab with paclitaxel plus carboplatin is also recommended (**Category I**)[44].
- The other option: Combination nivolumab and ipilimumab<sup>#</sup> is also effective according to the post-hoc analysis result, but it is not approved by TFDA (**Category II**)[46].

## If immunotherapy is not available or contraindicative to immunotherapy

- Maximum six cycles of platinum-based doublets chemotherapy is suggested (**Category I**) [48].\*
- \* Pemetrexed is not recommended for the treatment of squamous cell carcinoma [49].

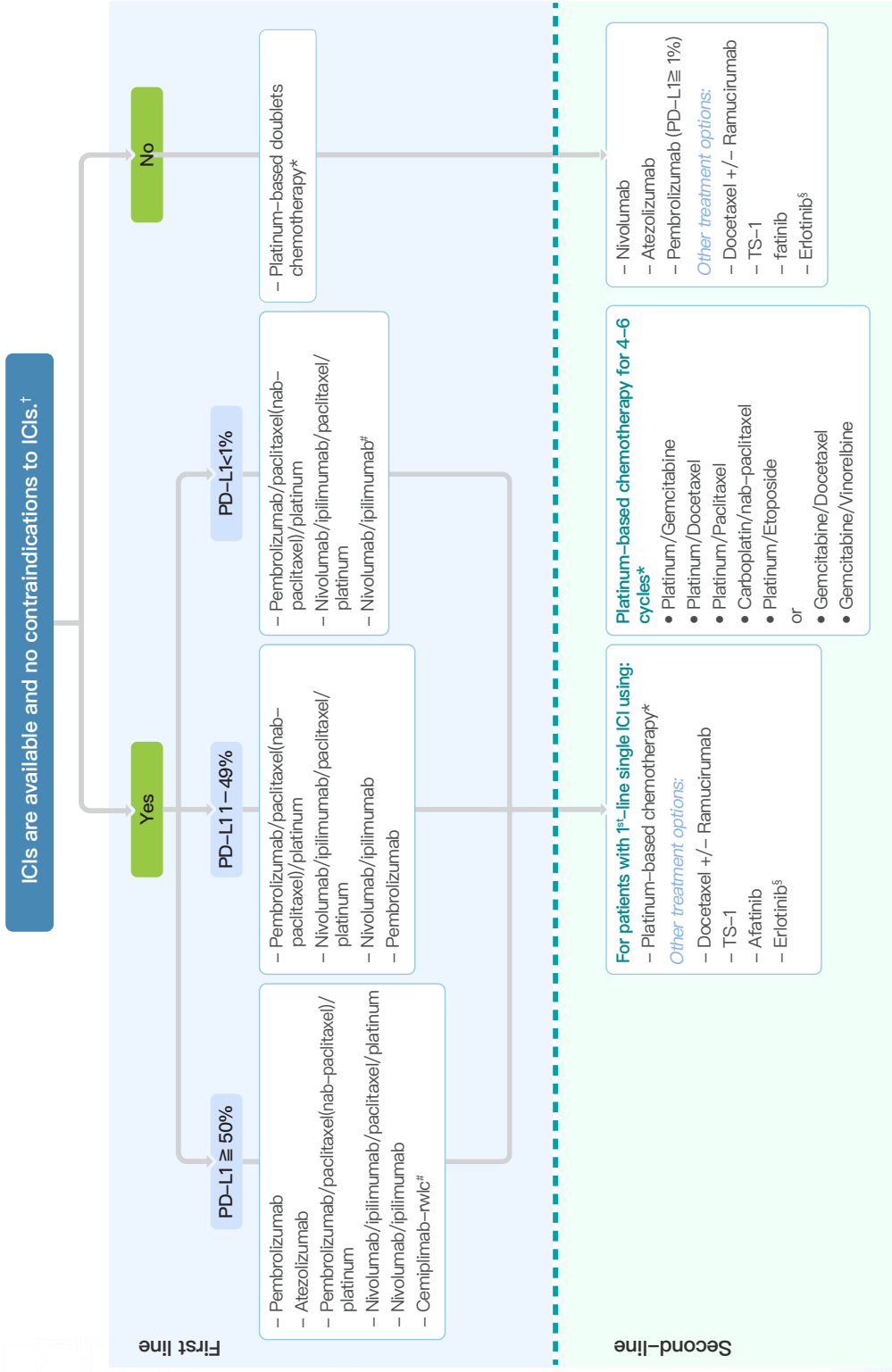
## Second-line treatment

- For patients with progression after first-line immunotherapy (pembrolizumab, atezolizumab, combination of nivolumab and ipilimumab), platinum-based chemotherapy is recommended as the second-line treatment option.
- PD-L1 and PD-1 inhibitors (nivolumab and atezolizumab) are the treatment of choice for PD-L1 inhibitor-naïve NSCLC in the second-line setting, irrespective of PD-L1 expression (**Category I**)[55, 56]. Pembrolizumab is indicated for second-line treatment of lung cancer with PD-L1  $\geq 1\%$  (**Category I**)[57].
- In patients not suitable for immunotherapy, second-line chemotherapy is recommended.
- Docetaxel+/-Ramucirumab, or TS-1 is a treatment option in lung squamous cell carcinoma patients progressing after first-line chemotherapy (**Category I**)[58-60].
- Afatinib is approved for the second-line treatment lung squamous cell carcinoma irrespective of the *EGFR* mutation status (**Category I**)[63]. Erlotinib is only reimbursed as the third-line treatment of squamous cell carcinoma (**Category II**)[61].





## Squamous cell carcinoma without druggable oncogenic drivers



\*Maximum six cycles of platinum-based doublets chemotherapy is suggested (N Engl J Med 2002; 346:92–98); <sup>†</sup>Not Taiwan FDA approved.  
<sup>‡</sup>Contraindications for treatment with PD-1/PD-L1 inhibitors may include active or previously documented autoimmune disease and/or current use of immunosuppressive agents, or presence of an oncogene (ie, EGFR exon 19 deletion or L858R, ALK, ROS1 or RET rearrangements), which would predict lack of benefit. (NCCN guideline).  
<sup>§</sup> Erlotinib is reimbursed as the third-line treatment by Taiwan NHI. ICI: immune checkpoint inhibitors

## SMALL CELL LUNG CANCER CONSENSUS

#Not Taiwan FDA approved.

### Limited-stage SCLC

1. Management of limited-stage SCLC should be discussed in a multidisciplinary committee.
2. Clinical stage I–IIA (T1–2, N0, M0) should consider pathological mediastinal staging, then Lobectomy and mediastinal lymph node dissection or sampling should be considered in pathologic mediastinal staging negative.
3. Limited stage IIB–IIIC (T3–4, N0, M0; T1–4, N1–3, M0) with good performance status (ECOG 0–2), systemic therapy with concurrent radiotherapy should be considered (**category 1**). Poor performance status (ECOG 3–4), systemic therapy with/without radiotherapy (concurrent or sequential) should be considered.

### Primary or adjuvant therapy for limited-stage SCLC

#### ► Preferred regimens

- Combination of cisplatin and etoposide is preferred (**Category I**)[64].
- Combination of carboplatin and etoposide is also recommended (**Category I**)[64].

### Extensive-stage SCLC

### Primary therapy for extensive-stage SCLC

#### ► Preferred regimens

- Carboplatin and etoposide and atezolizumab every 21 days x 4 cycles followed by maintenance atezolizumab every 21 days should be considered. (**Category I**)[65].
- Carboplatin / Cisplatin and etoposide and durvalumab every 21 days x 4 cycles followed by maintenance durvalumab every 28 days should be considered (**Category I**)[66].

#### ► Other recommended regimens

- Carboplatin and etoposide 4–6 cycles [67].
- Cisplatin and etoposide 4–6 cycles [68–70].

### Relapse SCLC or second-line therapy

#### ► Preferred regimens

- Topotecan PO or IV [71].
- The original regimen, excluding ICIs, is also considered [72].

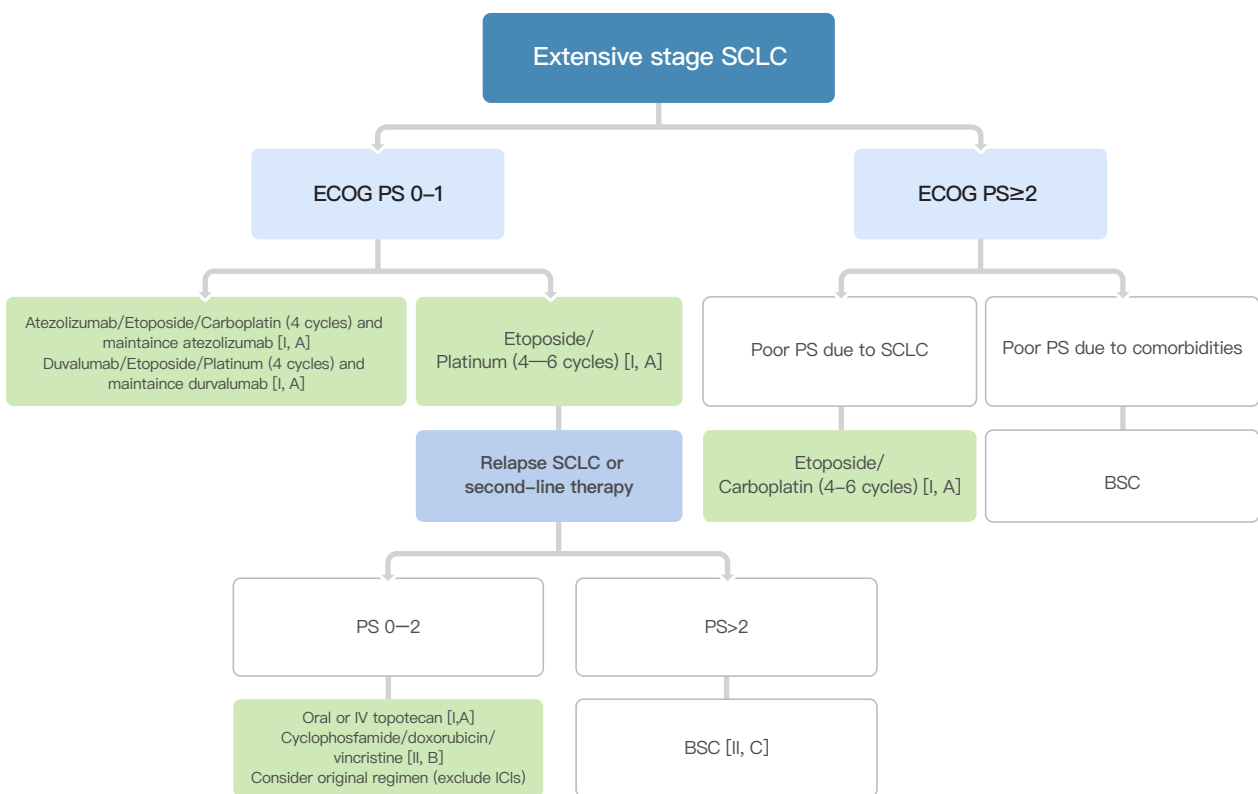




► Other recommended regimens

- TFDA Approved
  - ✓ Cyclophosphamide/doxorubicin/vincristine (CAV) [71].
  - ✓ Oral etoposide [73, 74].
- No TFDA Approved#
  - ✓ Paclitaxel# [75, 76]
  - ✓ Docetaxel# [77]
  - ✓ Irinotecan# [78]
  - ✓ Temozolomide# [79, 80]
  - ✓ Vinorelbine# [81, 82]
  - ✓ Gemcitabine# [83, 84]
  - ✓ Nivolumab# [85, 86]
  - ✓ Bendamustine# [87]

Small cell lung cancer



#Not Taiwan FDA approved.

Modified from the ESMO Clinical Practice Guidelines  
Ann Oncol. 2021 Jul;32(7):839-853.

## Reference

- 1 Soria JC, Ohe Y, Vansteenkiste J, et al. Osimertinib in untreated egfr-mutated advanced non-small-cell lung cancer. *N Engl J Med* 2018;378:113–125.
- 2 Mok TS, Wu YL, Thongprasert S, et al. Gefitinib or carboplatin–paclitaxel in pulmonary adenocarcinoma. *N Engl J Med* 2009;361:947–957.
- 3 Rosell R, Carcereny E, Gervais R, et al. Erlotinib versus standard chemotherapy as first-line treatment for european patients with advanced egfr mutation-positive non-small-cell lung cancer (eurtag): A multicentre, open-label, randomised phase 3 trial. *Lancet Oncol* 2012;13:239–246.
- 4 Yang JC, Wu YL, Schuler M, et al. Afatinib versus cisplatin-based chemotherapy for egfr mutation-positive lung adenocarcinoma (lux-lung 3 and lux-lung 6): Analysis of overall survival data from two randomised, phase 3 trials. *Lancet Oncol* 2015;16:141–151.
- 5 Wu YL, Cheng Y, Zhou X, et al. Dacomitinib versus gefitinib as first-line treatment for patients with egfr-mutation-positive non-small-cell lung cancer (archer 1050): A randomised, open-label, phase 3 trial. *Lancet Oncol* 2017;18:1454–1466.
- 6 Saito H, Fukuhara T, Furuya N, et al. Erlotinib plus bevacizumab versus erlotinib alone in patients with egfr-positive advanced non-squamous non-small-cell lung cancer (nej026): Interim analysis of an open-label, randomised, multicentre, phase 3 trial. *Lancet Oncol* 2019;20:625–635.
- 7 Nakagawa K, Garon EB, Seto T, et al. Ramucirumab plus erlotinib in patients with untreated, egfr-mutated, advanced non-small-cell lung cancer (relay): A randomised, double-blind, placebo-controlled, phase 3 trial. *Lancet Oncol* 2019;20:1655–1669.
- 8 Yang JC, Sequist LV, Geater SL, et al. Clinical activity of afatinib in patients with advanced non-small-cell lung cancer harbouring uncommon egfr mutations: A combined post-hoc analysis of lux-lung 2, lux-lung 3, and lux-lung 6. *Lancet Oncol* 2015;16:830–838.
- 9 Cho JH, Lim SH, An HJ, et al. Osimertinib for patients with non-small-cell lung cancer harboring uncommon egfr mutations: A multicenter, open-label, phase ii trial (kcsq-lu15-09). *J Clin Oncol* 2020;38:488–495.
- 10 Mok TS, Wu YL, Ahn MJ, et al. Osimertinib or platinum–pemetrexed in egfr t790m-positive lung cancer. *N Engl J Med* 2017;376:629–640.
- 11 Nogami N, Barlesi F, Socinski MA, et al. Impower150 final exploratory analyses for atezolizumab plus bevacizumab and chemotherapy in key nsccl patient subgroups with egfr mutations or metastases in the liver or brain. *J Thorac Oncol* 2022;17:309–323.





- 12 Vasconcelos PENS, Gergis C, Viray H, et al. Egfr-a763\_y764insfqa is a unique exon 20 insertion mutation that displays sensitivity to approved and in-development lung cancer egfr tyrosine kinase inhibitors. *JTO Clinical and Research Reports* 2020;1:100051.
- 13 Park K, Haura EB, Leighl NB, et al. Amivantamab in egfr exon 20 insertion-mutated non-small-cell lung cancer progressing on platinum chemotherapy: Initial results from the chrysalis phase i study. *J Clin Oncol* 2021;39:3391-3402.
- 14 Riely GJ, Neal JW, Camidge DR, et al. Activity and safety of mobocertinib (tak-788) in previously treated non-small cell lung cancer with egfr exon 20 insertion mutations from a phase i/ii trial. *Cancer Discov* 2021;11:1688-1699.
- 15 Peters S, Camidge DR, Shaw AT, et al. Alectinib versus crizotinib in untreated alk-positive non-small-cell lung cancer. *N Engl J Med* 2017;377:829-838.
- 16 Camidge DR, Kim HR, Ahn MJ, et al. Brigatinib versus crizotinib in alk-positive non-small-cell lung cancer. *N Engl J Med* 2018;379:2027-2039.
- 17 Shaw AT, Bauer TM, de Marinis F, et al. First-line lorlatinib or crizotinib in advanced alk-positive lung cancer. *N Engl J Med* 2020;383:2018-2029.
- 18 Soria JC, Tan DSW, Chiari R, et al. First-line ceritinib versus platinum-based chemotherapy in advanced alk-rearranged non-small-cell lung cancer (ascend-4): A randomised, open-label, phase 3 study. *Lancet* 2017;389:917-929.
- 19 Solomon BJ, Mok T, Kim DW, et al. First-line crizotinib versus chemotherapy in alk-positive lung cancer. *N Engl J Med* 2014;371:2167-2177.
- 20 Shaw AT, Kim TM, Crino L, et al. Ceritinib versus chemotherapy in patients with alk-rearranged non-small-cell lung cancer previously given chemotherapy and crizotinib (ascend-5): A randomised, controlled, open-label, phase 3 trial. *Lancet Oncol* 2017;18:874-886.
- 21 Ou SH, Ahn JS, De Petris L, et al. Alectinib in crizotinib-refractory alk-rearranged non-small-cell lung cancer: A phase ii global study. *J Clin Oncol* 2016;34:661-668.
- 22 Kim DW, Tiseo M, Ahn MJ, et al. Brigatinib in patients with crizotinib-refractory anaplastic lymphoma kinase-positive non-small-cell lung cancer: A randomized, multicenter phase ii trial. *J Clin Oncol* 2017;35:2490-2498.
- 23 Solomon BJ, Besse B, Bauer TM, et al. Lorlatinib in patients with alk-positive non-small-cell lung cancer: Results from a global phase 2 study. *Lancet Oncol* 2018;19:1654-1667.
- 24 Drilon A, Siena S, Dziadziuszko R, et al. Entrectinib in ros1 fusion-positive non-small-cell lung cancer: Integrated analysis of three phase 1-2 trials. *Lancet Oncol* 2020;21:261-270.

- 25 Shaw AT, Ou SH, Bang YJ, et al. Crizotinib in ros1–rearranged non–small–cell lung cancer. *N Engl J Med* 2014;371:1963–1971.
- 26 Shaw AT, Solomon BJ, Besse B, et al. Alk resistance mutations and efficacy of lorlatinib in advanced anaplastic lymphoma kinase–positive non–small–cell lung cancer. *J Clin Oncol* 2019;37:1370–1379.
- 27 Planchard D, Smit EF, Groen HJM, et al. Dabrafenib plus trametinib in patients with previously untreated braf(v600e)–mutant metastatic non–small–cell lung cancer: An open–label, phase 2 trial. *Lancet Oncol* 2017;18:1307–1316.
- 28 Drilon A, Oxnard GR, Tan DSW, et al. Efficacy of selpercatinib in ret fusion–positive non–small–cell lung cancer. *N Engl J Med* 2020;383:813–824.
- 29 Gainor JF, Curigliano G, Kim DW, et al. Pralsetinib for ret fusion–positive non–small–cell lung cancer (arrow): A multi–cohort, open–label, phase 1/2 study. *Lancet Oncol* 2021;22:959–969.
- 30 Drilon A, Laetsch TW, Kummar S, et al. Efficacy of larotrectinib in trk fusion–positive cancers in adults and children. *N Engl J Med* 2018;378:731–739.
- 31 Doebele RC, Drilon A, Paz–Ares L, et al. Entrectinib in patients with advanced or metastatic ntrk fusion–positive solid tumours: Integrated analysis of three phase 1–2 trials. *Lancet Oncol* 2020;21:271–282.
- 32 Wolf J, Seto T, Han JY, et al. Capmatinib in met exon 14–mutated or met–amplified non–small–cell lung cancer. *N Engl J Med* 2020;383:944–957.
- 33 Paik PK, Felip E, Veillon R, et al. Tepotinib in non–small–cell lung cancer with met exon 14 skipping mutations. *N Engl J Med* 2020;383:931–943.
- 34 Drilon A, Clark JW, Weiss J, et al. Antitumor activity of crizotinib in lung cancers harboring a met exon 14 alteration. *Nat Med* 2020;26:47–51.
- 35 Skoulidis F, Li BT, Dy GK, et al. Sotorasib for lung cancers with kras p.G12c mutation. *N Engl J Med* 2021;384:2371–2381.
- 36 Ettinger DS, Wood DE, Aisner DL, et al. Non–small cell lung cancer, version 3.2022, nccn clinical practice guidelines in oncology. *J Natl Compr Canc Netw* 2022;20:497–530.
- 37 Planchard D, Popat S, Kerr K, et al. Metastatic non–small cell lung cancer: Esmo clinical practice guidelines for diagnosis, treatment and follow–up. *Ann Oncol* 2018;29 Suppl 4:iv192–iv237.
- 38 Reck M, Rodriguez–Abreu D, Robinson AG, et al. Pembrolizumab versus chemotherapy for pd–l1–positive non–small–cell lung cancer. *N Engl J Med* 2016;375:1823–1833.
- 39 Herbst RS, Giaccone G, de Marinis F, et al. Atezolizumab for first–line treatment of pd–l1–selected patients with nscl. *N Engl J Med* 2020;383:1328–1339.





- 40 Gandhi L, Rodriguez–Abreu D, Gadgeel S, et al. Pembrolizumab plus chemotherapy in metastatic non–small–cell lung cancer. *N Engl J Med* 2018;378:2078–2092.
- 41 Sezer A, Kilickap S, Gumus M, et al. Cemiplimab monotherapy for first–line treatment of advanced non–small–cell lung cancer with pd–l1 of at least 50%: A multicentre, open–label, global, phase 3, randomised, controlled trial. *Lancet* 2021;397:592–604.
- 42 Socinski MA, Jotte RM, Cappuzzo F, et al. Atezolizumab for first–line treatment of metastatic nonsquamous nsclc. *N Engl J Med* 2018;378:2288–2301.
- 43 West H, McCleod M, Hussein M, et al. Atezolizumab in combination with carboplatin plus nab–paclitaxel chemotherapy compared with chemotherapy alone as first–line treatment for metastatic non–squamous non–small–cell lung cancer (impower130): A multicentre, randomised, open–label, phase 3 trial. *Lancet Oncol* 2019;20:924–937.
- 44 Paz–Ares L, Ciuleanu TE, Cobo M, et al. First–line nivolumab plus ipilimumab combined with two cycles of chemotherapy in patients with non–small–cell lung cancer (checkmate 9la): An international, randomised, open–label, phase 3 trial. *Lancet Oncol* 2021;22:198–211.
- 45 Sugawara S, Lee JS, Kang JH, et al. Nivolumab with carboplatin, paclitaxel, and bevacizumab for first–line treatment of advanced nonsquamous non–small–cell lung cancer. *Ann Oncol* 2021;32:1137–1147.
- 46 Hellmann MD, Paz–Ares L, Bernabe Caro R, et al. Nivolumab plus ipilimumab in advanced non–small–cell lung cancer. *N Engl J Med* 2019;381:2020–2031.
- 47 Mok TSK, Wu YL, Kudaba I, et al. Pembrolizumab versus chemotherapy for previously untreated, pd–l1–expressing, locally advanced or metastatic non–small–cell lung cancer (keynote–042): A randomised, open–label, controlled, phase 3 trial. *Lancet* 2019;393:1819–1830.
- 48 Schiller JH, Harrington D, Belani CP, et al. Comparison of four chemotherapy regimens for advanced non–small–cell lung cancer. *N Engl J Med* 2002;346:92–98.
- 49 Scagliotti GV, Parikh P, von Pawel J, et al. Phase iii study comparing cisplatin plus gemcitabine with cisplatin plus pemetrexed in chemotherapy–naive patients with advanced–stage non–small–cell lung cancer. *J Clin Oncol* 2008;26:3543–3551.
- 50 Hanna N, Shepherd FA, Fossella FV, et al. Randomized phase iii trial of pemetrexed versus docetaxel in patients with non–small–cell lung cancer previously treated with chemotherapy. *J Clin Oncol* 2004;22:1589–1597.
- 51 Ciuleanu T, Brodowicz T, Zielinski C, et al. Maintenance pemetrexed plus best supportive care versus placebo plus best supportive care for non–small–cell lung cancer: A randomised, double–blind, phase 3 study. *Lancet* 2009;374:1432–1440.

- 52 Sandler A, Gray R, Perry MC, et al. Paclitaxel-carboplatin alone or with bevacizumab for non-small-cell lung cancer. *N Engl J Med* 2006;355:2542-2550.
- 53 Patel JD, Socinski MA, Garon EB, et al. Pointbreak: A randomized phase iii study of pemetrexed plus carboplatin and bevacizumab followed by maintenance pemetrexed and bevacizumab versus paclitaxel plus carboplatin and bevacizumab followed by maintenance bevacizumab in patients with stage iiib or iv nonsquamous non-small-cell lung cancer. *J Clin Oncol* 2013;31:4349-4357.
- 54 Barlesi F, Scherpereel A, Rittmeyer A, et al. Randomized phase iii trial of maintenance bevacizumab with or without pemetrexed after first-line induction with bevacizumab, cisplatin, and pemetrexed in advanced nonsquamous non-small-cell lung cancer: Avaperl (mo22089). *J Clin Oncol* 2013;31:3004-3011.
- 55 Borghaei H, Paz-Ares L, Horn L, et al. Nivolumab versus docetaxel in advanced nonsquamous non-small-cell lung cancer. *N Engl J Med* 2015;373:1627-1639.
- 56 Rittmeyer A, Barlesi F, Waterkamp D, et al. Atezolizumab versus docetaxel in patients with previously treated non-small-cell lung cancer (oak): A phase 3, open-label, multicentre randomised controlled trial. *Lancet* 2017;389:255-265.
- 57 Herbst RS, Baas P, Kim DW, et al. Pembrolizumab versus docetaxel for previously treated, pd-l1-positive, advanced non-small-cell lung cancer (keynote-010): A randomised controlled trial. *Lancet* 2016;387:1540-1550.
- 58 Fossella FV, DeVore R, Kerr RN, et al. Randomized phase iii trial of docetaxel versus vinorelbine or ifosfamide in patients with advanced non-small-cell lung cancer previously treated with platinum-containing chemotherapy regimens. The tax 320 non-small cell lung cancer study group. *J Clin Oncol* 2000;18:2354-2362.
- 59 Garon EB, Ciuleanu TE, Arrieta O, et al. Ramucirumab plus docetaxel versus placebo plus docetaxel for second-line treatment of stage iv non-small-cell lung cancer after disease progression on platinum-based therapy (revel): A multicentre, double-blind, randomised phase 3 trial. *Lancet* 2014;384:665-673.
- 60 Nokihara H, Lu S, Mok TSK, et al. Randomized controlled trial of s-1 versus docetaxel in patients with non-small-cell lung cancer previously treated with platinum-based chemotherapy (east asia s-1 trial in lung cancer). *Ann Oncol* 2017;28:2698-2706.
- 61 Garassino MC, Martelli O, Brogгинi M, et al. Erlotinib versus docetaxel as second-line treatment of patients with advanced non-small-cell lung cancer and wild-type egfr tumours (tailor): A randomised controlled trial. *Lancet Oncol* 2013;14:981-988.
- 62 Paz-Ares L, Luft A, Vicente D, et al. Pembrolizumab plus chemotherapy for squamous non-small-cell lung cancer. *N Engl J Med* 2018;379:2040-2051.





- 63 Park K, Tan EH, O'Byrne K, et al. Afatinib versus gefitinib as first-line treatment of patients with egfr mutation-positive non-small-cell lung cancer (lux-lung 7): A phase 2b, open-label, randomised controlled trial. *Lancet Oncol* 2016;17:577–589.
- 64 Faivre-Finn C, Snee M, Ashcroft L, et al. Concurrent once-daily versus twice-daily chemoradiotherapy in patients with limited-stage small-cell lung cancer (convert): An open-label, phase 3, randomised, superiority trial. *Lancet Oncol* 2017;18:1116–1125.
- 65 Horn L, Mansfield AS, Szczesna A, et al. First-line atezolizumab plus chemotherapy in extensive-stage small-cell lung cancer. *N Engl J Med* 2018;379:2220–2229.
- 66 Paz-Ares L, Dvorkin M, Chen Y, et al. Durvalumab plus platinum–etoposide versus platinum–etoposide in first-line treatment of extensive-stage small-cell lung cancer (caspien): A randomised, controlled, open-label, phase 3 trial. *Lancet* 2019;394:1929–1939.
- 67 Okamoto H, Watanabe K, Nishiwaki Y, et al. Phase ii study of area under the plasma-concentration-versus-time curve-based carboplatin plus standard-dose intravenous etoposide in elderly patients with small-cell lung cancer. *J Clin Oncol* 1999;17:3540–3545.
- 68 Spigel DR, Townley PM, Waterhouse DM, et al. Randomized phase ii study of bevacizumab in combination with chemotherapy in previously untreated extensive-stage small-cell lung cancer: Results from the salute trial. *J Clin Oncol* 2011;29:2215–2222.
- 69 Niell HB, Herndon JE, 2nd, Miller AA, et al. Randomized phase iii intergroup trial of etoposide and cisplatin with or without paclitaxel and granulocyte colony-stimulating factor in patients with extensive-stage small-cell lung cancer: Cancer and leukemia group b trial 9732. *J Clin Oncol* 2005;23:3752–3759.
- 70 Evans WK, Shepherd FA, Feld R, et al. Vp-16 and cisplatin as first-line therapy for small-cell lung cancer. *J Clin Oncol* 1985;3:1471–1477.
- 71 von Pawel J, Schiller JH, Shepherd FA, et al. Topotecan versus cyclophosphamide, doxorubicin, and vincristine for the treatment of recurrent small-cell lung cancer. *J Clin Oncol* 1999;17:658–667.
- 72 Postmus PE, Berendsen HH, van Zandwijk N, et al. Retreatment with the induction regimen in small cell lung cancer relapsing after an initial response to short term chemotherapy. *Eur J Cancer Clin Oncol* 1987;23:1409–1411.
- 73 Einhorn LH, Pennington K, McClean J. Phase ii trial of daily oral vp-16 in refractory small cell lung cancer: A hoosier oncology group study. *Semin Oncol* 1990;17:32–35.
- 74 Johnson DH, Greco FA, Strupp J, et al. Prolonged administration of oral etoposide in patients with relapsed or refractory small-cell lung cancer: A phase ii trial. *J Clin Oncol* 1990;8:1613–1617.
- 75 Smit EF, Fokkema E, Biesma B, et al. A phase ii study of paclitaxel in heavily pretreated patients with small-cell lung cancer. *Br J Cancer* 1998;77:347–351.

- 76 Yamamoto N, Tsurutani J, Yoshimura N, et al. Phase ii study of weekly paclitaxel for relapsed and refractory small cell lung cancer. *Anticancer Res* 2006;26:777–781.
- 77 Smyth JF, Smith IE, Sessa C, et al. Activity of docetaxel (taxotere) in small cell lung cancer. The early clinical trials group of the eortc. *Eur J Cancer* 1994;30A:1058–1060.
- 78 Masuda N, Fukuoka M, Kusunoki Y, et al. Cpt-11: A new derivative of camptothecin for the treatment of refractory or relapsed small-cell lung cancer. *J Clin Oncol* 1992;10:1225–1229.
- 79 Pietanza MC, Kadota K, Huberman K, et al. Phase ii trial of temozolomide in patients with relapsed sensitive or refractory small cell lung cancer, with assessment of methylguanine–DNA methyltransferase as a potential biomarker. *Clin Cancer Res* 2012;18:1138–1145.
- 80 Zauderer MG, Drilon A, Kadota K, et al. Trial of a 5-day dosing regimen of temozolomide in patients with relapsed small cell lung cancers with assessment of methylguanine–DNA methyltransferase. *Lung Cancer* 2014;86:237–240.
- 81 Jassem J, Karnicka–Mlodkowska H, van Pottelsberghe C, et al. Phase ii study of vinorelbine (navelbine) in previously treated small cell lung cancer patients. Eortc lung cancer cooperative group. *Eur J Cancer* 1993;29A:1720–1722.
- 82 Furuse K, Kubota K, Kawahara M, et al. Phase ii study of vinorelbine in heavily previously treated small cell lung cancer. Japan lung cancer vinorelbine study group. *Oncology* 1996;53:169–172.
- 83 van der Lee I, Smit EF, van Putten JW, et al. Single-agent gemcitabine in patients with resistant small-cell lung cancer. *Ann Oncol* 2001;12:557–561.
- 84 Masters GA, Declerck L, Blanke C, et al. Phase ii trial of gemcitabine in refractory or relapsed small-cell lung cancer: Eastern cooperative oncology group trial 1597. *J Clin Oncol* 2003;21:1550–1555.
- 85 Antonia SJ, Lopez–Martin JA, Bendell J, et al. Nivolumab alone and nivolumab plus ipilimumab in recurrent small-cell lung cancer (checkmate 032): A multicentre, open-label, phase 1/2 trial. *Lancet Oncol* 2016;17:883–895.
- 86 Ready NE, Ott PA, Hellmann MD, et al. Nivolumab monotherapy and nivolumab plus ipilimumab in recurrent small cell lung cancer: Results from the checkmate 032 randomized cohort. *J Thorac Oncol* 2020;15:426–435.
- 87 Lammers PE, Shyr Y, Li CI, et al. Phase ii study of bendamustine in relapsed chemotherapy sensitive or resistant small-cell lung cancer. *J Thorac Oncol* 2014;9:559–562.





# 台灣晚期 肺癌藥物治療共識



台灣胸腔暨重症加護醫學會



中華民國癌症醫學會



台灣肺癌學會



台灣臨床腫瘤醫學會



台灣免疫暨腫瘤學會